

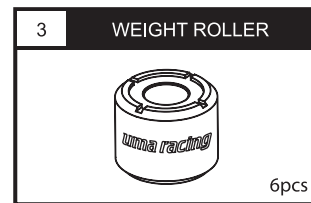
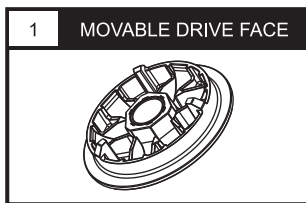
Thank you for purchasing this product. Please read the instruction carefully for details prior to installation.



ATTENTION

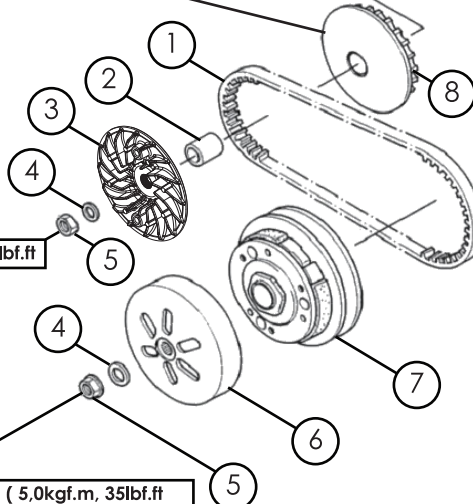
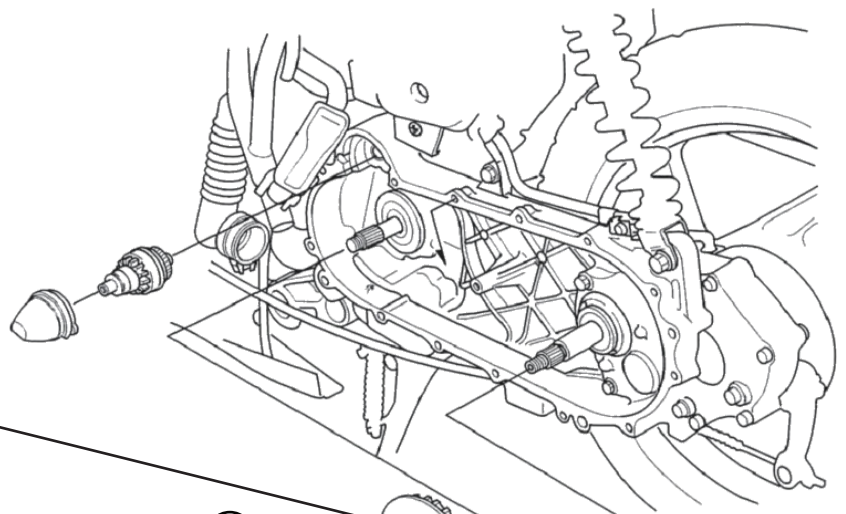
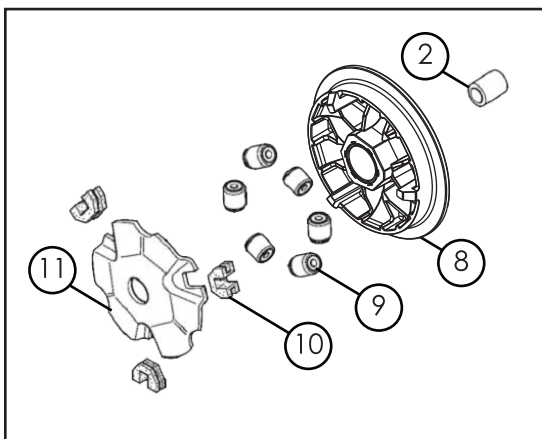
1. Prior to installation please ensure the environment or workplace is clean as it may affect its precision.
2. We shall not be held liable and shall not accept any liability, obligation or responsibility whatsoever for any damage on the item during assembly and disassembly.
3. Please seek professional assistance or advice if you are unclear of the instructions or have any doubts regarding the procedures.
4. Compatible for use with HONDA VARIO and PCX 150.

1 PARTS INCLUDED



NOTE Please ensure contents matches the above diagrams. If there are missing or mismatched parts, please contact the dealer or seller where you bought from.

2 ASSEMBLY DIAGRAM



S/No.	Description
1	Drive Belt
2	Drive Face Boss
3	Drive Face
4	Washer
5	Hex Nut
6	Clutch Outer
7	Clutch Shoe
8	Movable Drive Face
9	Weight Rollers
10	Slide Piece
11	Ramp Plate