

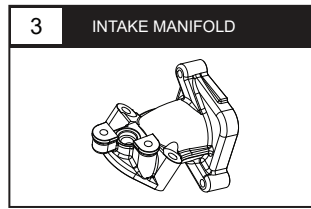
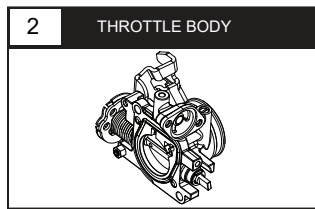
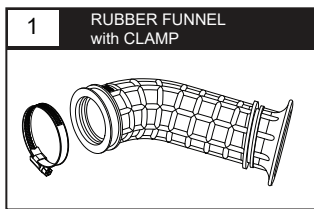
Please read this instruction manual carefully prior to installation. Keep this manual readily accessible for future reference.



### ATTENTION

1. Prior to installation please ensure the environment or workplace is clean as it may affect its precision.
2. We shall not be held liable and shall not accept any liability, obligation or responsibility whatsoever for any damage on the item during assembly and disassembly.
3. Please seek professional assistance or advice if you are unclear of the instructions or have any doubts regarding the procedures.
4. Compatible for use with HONDA VARIO 125 & 150.

## 1 PARTS INCLUDED



**NOTE** Please ensure contents matches the above diagrams. If there are missing or mismatched parts, please contact the dealer or seller where you bought from.

**NOTE** Some parts are factory preassembled for convenience. Ensure the fasteners and fittings are fastened/ secured before installing the product onto the motorcycle.

## 2 ASSEMBLY DIAGRAM

